



# Alice Paper Doll

## To Color and Cut Out

Here's Alice Miner in paper doll form, along with clothes that she might have worn when she was 10 years old in 1873.

Print each page on a piece of sturdy paper such as cardstock.

You may wish to glue the doll to a second layer of cardstock or thin cardboard to give her extra strength!




This work is licensed under a [Creative Commons Attribution-NonCommercial-ShareAlike 4.0 International License](https://creativecommons.org/licenses/by-nc-sa/4.0/).  
Doll and costumes drawn by Ellen Adams, Alice T. Miner Museum

Color and cut out Alice and her clothes!




School Dress




Party Dress

Use this piece to make a stand for Alice

## Alice's Winter Outfits




Decorating the Tree



Christmas Shopping

## Alice's Spring Outfits



When Alice was growing up in Ontario, Victoria Day, which celebrated the Queen's birthday on May 24, was one of the most important public holidays of the year. Victoria Day celebrations included parades, picnics, athletic competitions, military reviews, and fireworks displays. It was a day for Canadians to show their loyalty to Queen Victoria and to celebrate being part of the British Empire.



Want to design your own outfits for Alice? Here are some photos and fashion plates for inspiration!

